




## INSTRUCTION BOOKLET



**SUPER NINTENDO**  
ENTERTAINMENT SYSTEM





## THANK YOU !

Thank you for adding HAGANE™ to your library of Super NES games. You have just made the perfect choice by selecting this quality Hudson Soft title. In order to insure your complete enjoyment of this game, we recommend that you read the manual carefully and follow its instructions and suggestions.

**WARNING: PLEASE READ THE ENCLOSED CONSUMER INFORMATION AND PRECAUTIONS BOOKLET CAREFULLY BEFORE USING YOUR NINTENDO® HARDWARE SYSTEM OR GAME PAK.**

**THIS PRODUCT HAS BEEN RATED BY THE ENTERTAINMENT SOFTWARE RATING BOARD. FOR INFORMATION ABOUT THE ESRB RATING, OR TO COMMENT ABOUT THE APPROPRIATENESS OF THE RATING, PLEASE CONTACT THE ESRB AT 1-800-771-3772.**



HUDSON GROUP  
**HUDSON SOFT®**

For questions, call  
(415) 495 - HINT

**Hudson Soft USA, Inc.**

400 Oyster Point Blvd. Suite 515  
So. San Francisco, CA 94080

LICENSED BY



NINTENDO, SUPER NINTENDO  
ENTERTAINMENT SYSTEM AND THE OFFICIAL  
SEALS ARE REGISTERED TRADEMARKS OF  
NINTENDO OF AMERICA INC.  
©1991 NINTENDO OF AMERICA INC.

Hudson Soft® is a trademark of Hudson Soft  
Co., Ltd.  
©1994 Hudson Soft Co., Ltd.  
©1994 RED  
All Rights Reserved.



THIS OFFICIAL SEAL IS YOUR ASSURANCE THAT NINTENDO HAS APPROVED THE QUALITY OF THIS PRODUCT. ALWAYS LOOK FOR THIS SEAL WHEN BUYING GAMES AND ACCESSORIES TO ENSURE COMPLETE COMPATIBILITY. ALL NINTENDO PRODUCTS ARE LICENSED BY SALE FOR USE ONLY WITH OTHER AUTHORIZED PRODUCTS BEARING THE OFFICIAL NINTENDO SEAL OF QUALITY.



# CONTENTS

PROLOGUE .....	3
USING THE CONTROLLER .....	4
THE CONFIG SCREEN .....	4
STARTING THE GAME .....	5
VIEWING THE GAME SCREEN ...	6
INTRODUCING HAGANE .....	7
WEAPONS USED BY HAGANE --	8
HOW TO ATTACK .....	10
SPECIAL ATTACK .....	11
SPECIAL ATTACK LIST .....	12
ITEMS .....	13

# PROLOGUE

The Fuma clan possesses extreme strength and spiritual power. They are Ninjas capable of using ninja arts and black magic at will. Their quest is to protect the Holy Grail. It is said to possess power that can destroy the world.

From long ago, the Koma clan had plotted to destroy the world using the destructive power of Holy Grail. Suddenly they attacked the Fuma clan and stole Holy Grail. However, they failed to notice that among the severely wounded, one man survived....

On the verge of death, the barely living man named Hagane was brought back to life by highly advanced cyber-technology performed by a mysterious old man named Momochi. However none of Hagane's body survived except his brain....

Already a powerful ninja, he now had the incredible power and speed of a human cyborg. With this power, he vowed to take revenge upon the Kokuro faction.

## The Fuma and Koma Clans

The Fuma and Koma clans who live mainly in darkness have mastered the secret arts of ninja and black magic. Although they look just like normal people, they have strength and spiritual power beyond normal human beings.

### Factions

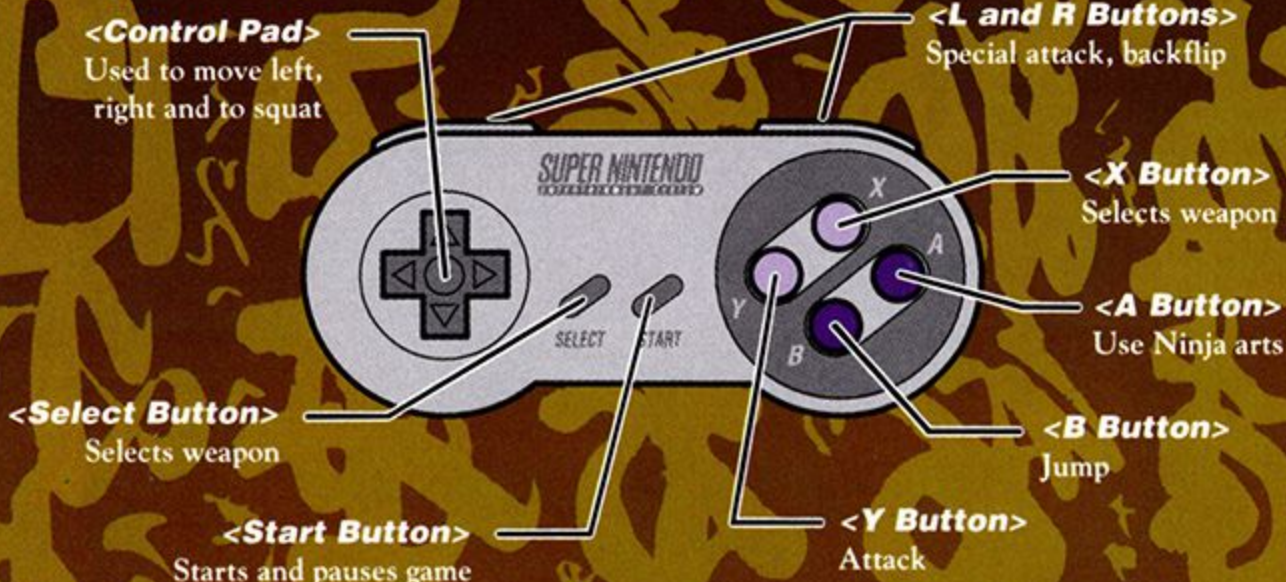
Each clan consists of several groups called "factions". The Fuma clan is split into factions based on the Chinese zodiac. For example, the cow, the tiger and the dragon. The Koma clan is split into factions by color; consisting of the white, the gold and the red dragon.

In the case of the Fuma clan, members of a given faction know nothing more about any other factions except the fact that they exist. Their blood lines are cut off from the outside world and is destined to decline.





# USING THE CONTROLLER



\* The function of each button can be changed on the Config Screen.

## THE CONFIG SCREEN

The Config Screen appears when you select CONFIG by moving the Control Pad up/down and left/right on the Title Screen, or by pressing the Select, L or R Button. This screen allows you to change the functions of buttons, and listen to game music and special sound effects. When you wish to return to the Title Screen, move the Control Pad up/down to select EXIT, and then press the A, B, X or Y button. You can also get back to the Title Screen at any time by pressing the Start Button.

### ■ CHANGING BUTTON FUNCTIONS

Select the function whose button you wish to change by moving the Control Pad up/down. Press the button which you wish to have take on that function, and that button will now perform that function.





# STARTING THE GAME

The game starts when you press the Start, A, B, X or Y Button while on the Title Screen. The game is divided into 5 stages. You must destroy the boss at the end of each stage in order to advance to the next stage.

## CONTINUING A GAME

You lose one Hagane when your life gauge reaches zero or time runs out. After the game is over the Title Screen will appear again and "CONTINUE" will be displayed on the screen. You can continue your game from the stage where your game ended by pressing the Start, A, B, X or Y button.



Title Screen

## MUSIC AND SPECIAL SOUND EFFECTS

On the Config Screen, you can align the cursor with the options "MUSIC" or "SOUND" using up/down on the Control Pad, and select numbers using left/right of the Control Pad or using the L or R Button. You can listen to the music or special sound effect which correspond to this number by pressing the A, B, X or Y Button. Similarly, selecting "MODE" allows you to select whether to listen to the music or sound effect in stereo or monaural sound.



Config Screen

(In order from top)  
Attack  
Jump  
Ninja art  
Weapon select  
Weapon select  
Special attack, backflip  
Special attack, backflip  
Music  
Special sound effects  
Stereo/mono switch  
Return to Title Screen



# VIEWING THE GAME SCREEN



## **Obstacles**

Some obstacles contain items when destroyed.

## **Score**

Increases as you destroy enemies.

## **Remaining Time**

You lose one life if you do not clear the stage before this number reaches 0.

## **Life Gauge**

This indicates Hagane's life energy. This decreases as he takes damage. You lose one life if all energy disappears. It is possible to restore energy and even to increase the maximum level of energy possible by picking up certain items.

## **Weapon**

Shows the currently selected weapon and its name.

## **Remaining Number of Weapons**

You can no longer use a weapon when this number reaches 0. However, it is possible to replenish weapon stores by picking up certain items. If " $\infty$ " is displayed for a weapon, it may be used indefinitely without diminishing.

## **Number of Lives**

The game is over if you lose all lives.

## **Ninja Art**

You can use ninja art the number of times displayed here.



# INTRODUCING HAGANE



- Age: 20
- Sex: Male
- Height: 192 cm (182 cm before re-birth)
- Weight: 170 kg (80 kg before re-birth)
- Personality: Extremely combative



# WEAPONS USED BY HAGANE

**Katana**

青龍



LIMITED USE

None

ATTACK RANGE

Close

POWER

Medium

The blade is wrapped in a blue energy plasma glow during attack. This gives it the power to easily cut through a 50-cm thick piece of steel.

**Shuriken**

朱雀



LIMITED USE

Yes

ATTACK RANGE

Far

POWER

Weak

Using a special flight constructed alloy, these weapons are capable of accurately hitting targets at distances of over several hundred meters. Though small, they have the explosive power of a bazooka because they depend directly on the strength of Hagane's arm.





**LIMITED USE**

None

**ATTACK RANGE**

Medium

**POWER**

Medium

Usually hidden inside Hagane's arm, this weapon is shot out by high-speed jet rockets. Extending in a straight line forward or upward, this weapon has enough power to go right through an enemy's body.

Hagane can also use this weapon to move by grabbing onto the ceiling or tree branches overhead.

**Genbu  
(Chain)****LIMITED USE**

Yes


**ATTACK RANGE**

Medium

**POWER**

High

Similar to a small napalm bomb, this weapon flies forward in an arc and generates a big ball of super hot plasma where it lands, immediately burning everything around it.

**Byakko  
(Bomb)**



# HOW TO ATTACK

## ■ Attack

Press the Y Button to attack with the currently selected weapon. Press the Y Button while pressing down on the Control Pad to attack from a squatting position. You can attack in the upward direction when Genbu (Chain) is selected by pressing the Y Button while pressing up on the Control Pad.



Upward Attack



Squatting Attack



Normal Attack



## ■ Jump

Press the B Button to jump. The direction you jump is determined by pressing left or right on the Control Pad. You can even move left and right in the middle of a jump.



## ■ Spinning Jump

Pressing the B Button while rising during your jump allows you to perform a spinning jump. However, you cannot attack while spinning.




## ■ Wall Jump

If you hit a wall while performing a spinning jump you can jump off the wall in the reverse direction. You can climb by performing continuous wall jumps in areas surrounded by walls.



## ■ Sliding

Press the B Button while squatting to slide along the ground.



## ■ Downward Kick

Pressing down on the Control Pad while jumping allows you to attack by kicking straight down. If you keep pressing down on the Control Pad, you can continuously kick downward.





## ■ Grabbing the Ceiling and Other Things

In places where there is a ceiling or tree branches overhead, you can grab the object overhead by jumping while holding up on the Control Pad. It is possible to move while maintaining a hold. Press the B Button to return to the ground. It is also possible to grab ceilings by shooting the Genbu (Chain) into them.

## ■ Ninja Art

Press the A Button to use ninja art. All enemies on the screen will take damage, and Hagane will become temporarily invincible. All enemy shots will also disappear.



# SPECIAL ATTACK

Pressing the R Button while Hagane is facing right will cause you to rotate forward. Pressing the L Button will cause you to do a backflip. Pressing the Y or B Button while rotating will release a special attack depending on the situation. (See the SPECIAL ATTACK LIST on next page.) Although you cannot attack from a backflip, it is possible to move left and right more quickly.

\* When Hagane is facing left, the L Button causes rotation, and the R Button causes a backflip.


## ■ HOW TO PERFORM A SPECIAL ATTACK

During rotation, Hagane rotates a total of 3 times. The special attack released depends on you press the Y or B Button during rotation. Hagane's body at this time will appear the same during the first rotation, blue during the second, and yellow during the third.

First Rotation



Second Rotation



Third Rotation





# SPECIAL ATTACK LIST

	Y Button	B Button
First Rotation	<b>Wolf Power</b> 	<b>Rapid Wind Kick</b> 
	Releases a punch while moving forward	Releases forward kick while jumping
Second Rotation	<b>Kami Kick</b> 	<b>Fire Bird</b> 
	Jumps while rotating and kicks upward	Jumps forward, body wrapped in flames
Third Rotation	<b>Dragon Bomb</b> 	<b>Death Kick</b> 
	Causes explosion by sticking sword into the ground	Releases kick while rising straight up





# ITEMS

Items possessing various special effects appear when certain enemies and obstacles are destroyed. There are a total of 6 items. Items hanging in mid-air can be picked up just by touching them, but you must squat or slide to pick up items on the ground.

## ITEM LIST

	<b>Restore Life</b> Restores one life gauge to full energy.		<b>Life Gauge Up</b> Increases top level of the life gauge and restores life gauge to full energy.
	<b>1UP</b> Increases number of remaining turns by one.		<b>Shuriken</b> Increases the number of Shuriken by 10.
	<b>Bomb</b> Increases the number of Byakko (Bombs) by 10.		<b>Ninja Art</b> Increases the number of times you can use ninja art by 1.









# Warranty



Hudson Soft USA, Inc. ("Hudson") Warrants to the original purchaser of this Hudson Software product that the medium on which this computer program is recorded is free from defects in materials and workmanship for a period of (90) days from the date of purchase. This Hudson software program is sold "as is", without express or implied warranty of any kind, and Hudson is not liable for any losses or damages of any kind resulting from use of this product. Hudson agrees for a period of (90) days to either replace, at its option, free of charge, any Hudson software product, postage paid, with proof of date of purchase, at its Factory Service Center.

This warranty is not acceptable to normal wear and tear. This warranty shall be void if the defect in the Hudson software product has arisen through abuse, unreasonable use, mistreatment or neglect. THIS WARRANTY IN LIEU OF ALL OTHER WARRANTIES AND NO OTHER PRESENTATIONS OR CLAIMS OF ANY NATURE SHALL BE BINDING ON OR OBLIGATE HUDSON ANY IMPLIED WARRANTIES APPLICABLE TO THIS SOFTWARE PRODUCT, INCLUDING WARRANTIES OF MERCHANTABILITY AND FITNESS FOR A PARTICULAR PURPOSE, ARE LIMITED TO THE (90) DAY PERIOD DESCRIBED ABOVE. IN NO EVENT WILL HUDSON BE LIABLE FOR ANY SPECIAL, INCIDENTAL, OR CONSEQUENTIAL DAMAGES RESULTING FROM POSSESSION, USE OR MALFUNCTION OF THIS HUDSON SOFTWARE PRODUCT. Some states do not allow limitation as to how long an implied warranty lasts and/or exclusions or limitations of incidental or consequential damages so the above limitations and/or exclusions of liability may not apply to you. This warranty does give you specific rights, and you may also have other rights which vary from state to state.



HUDSON GROUP  
**HUDSON SOFT®**

For questions, call  
(415) 495 - HINT

**Hudson Soft USA, Inc.**  
400 Oyster Point Blvd. Suite 515  
So. San Francisco, CA 94080





**Hudson Soft USA, Inc.**

400 Oyster Point Blvd. Suite 515  
So. San Francisco, CA 94080  
(415) 495 - HINT